

## Pitched ProLine

### Ultimate flexibility

With the Pitched ProLine, photovoltaic modules can be easily mounted on pitched roofs of various types<sup>1</sup>. Through extensive adjustability regarding roof fixings along with a wide assortment of rails, any project can be calculated individually with an optimized selection of components.

### Significant savings

Pitched ProLine has been specifically designed to reduce installation time. A high degree of pre-assembly, intelligent design of the connections and the use of only a few tools help to reduce installation time and cost.

### Easy planning within minutes

Our Software allows customers to configure their projects from the comfort of their office. Additional benefits include:

- Instant cite specific static verification based on national norms, providing security for both installer and proprietor.
- Instant ready-to-order bill of material (BOM) and pricing for a quick turnaround
- Detailed drawings of the module array and rail plan for secure and easy installation

Your benefits are threefold: Effective planning during the consultation phase, simple installation and increased security throughout the life span of your Mounting System.

### Maximum service life

All components are made of extruded aluminium and stainless steel. This choice of material guarantees both full recyclability and a maximum service life due to high resistance to corrosion.



On-roof



Framed module



Frameless module



Orientation portrait



Orientation landscape



Double Roman Tiles



Slate



Plain Tiles



Corrugated metal

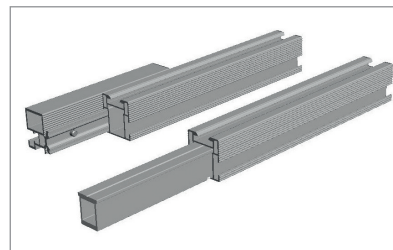


Bitumen shingles




<sup>1</sup> Pitched ProLine is compatible with nearly all types of roof coverings. For detailed information, please contact us during the planning stages of your project.

Application	Pitched roof – on-roof
Roof cladding	Suitable for most types of roof cladding
Roof slope	Up to 60° <sup>1</sup>
Building height	Up to 20 m <sup>1</sup>
PV modules	Framed, frameless
Module orientation	Portrait, landscape
Size of module array	Any size possible <sup>2</sup>
Position of the module array	No special requirements
Distance between roof fixing points	Up to 2 m <sup>1</sup>
Standards	Eurocode 1 – Action on structures Eurocode 9 – Design of aluminium structures
Supporting profiles	Extruded Aluminium (EN AW 6063 T66)
Hooks, small parts	Stainless steel (V2A)
Colour	Aluminium: plate finish; Visible components available in black
Warranty	10 years <sup>3</sup>



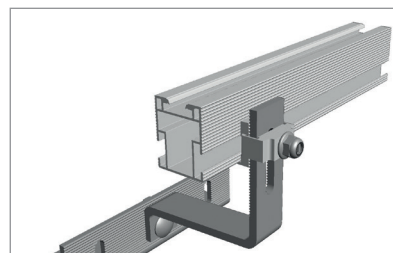
Splice options



Module clamp with clickstone



Telescoping end piece



Roof hook with rail connection

<sup>1</sup> Different maximum values may apply, depending on site, building, choice of roof fixations and module type. Using the Pitched ProLine calculation tool, you can have the exact values for your specific project calculated quickly and easily.

<sup>2</sup> Due to thermal expansion of the material, we recommend an interruption of the array after 12 m.

<sup>3</sup> Please find the exact terms in the Mounting Systems GmbH warranty document.