www.jinkosolar.com

Jinko Solar
Building Your Trust in Solar

Tiger Mono-facial All Black 380-400 Watt

Tiling Ribbon (TR) Technology

Positive power tolerance of 0~+3%

ISO9001:2015, ISO14001:2015, ISO45001:2018 certified factory

IEC61215, IEC61730 certified product

N-Type





KEY FEATURES

TR technology + Half Cell
TR technology with Half cell aims to eliminate the cell gap to increase module efficiency (mono-facial up to 20.96%).

Low Light Induced Degradation
The N-type cell shows extremely low light induced degradation (LID) performance when comparing with the P-type cell.

9BB instead of 5BB
9BB technology decreases the distance between bus bars and finger grid line which is benefit to power increase.

Higher lifetime Power Yield
1% first year degradation,
0.4% linear degradation

Best Warranty
25 year product warranty,
30 year linear power warranty

Better low-light performance
Excellent performance in low-light environments
(e.g. early morning, dusk, and cloud, etc.)

Severe Weather Resilience
Certified to withstand: wind load (2400 Pascal) and snow load (5400 Pascal).

LINEAR PERFORMANCE WARRANTY

25 Year Product Warranty 30 Year Linear Power Warranty
0.4% Annual Degradation Over 30 years

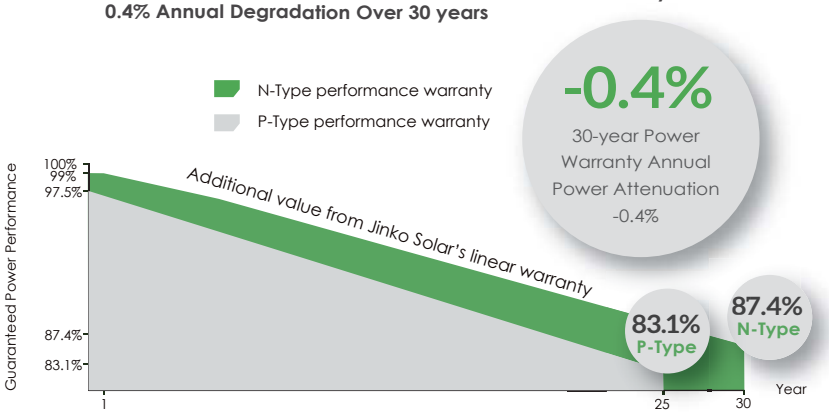

Engineering Drawings

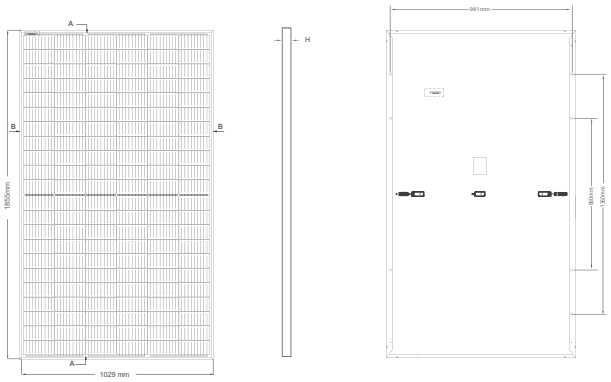

Front Side Back

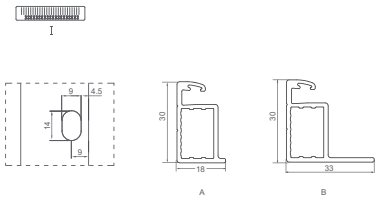

Lenth: ±2mm
Width: ±2mm
Height: ±1mm
Row Pitch: ±2mm

Packaging Configuration

(Two pallets = One stack)

35pcs/pallets, 70pcs/stack, 840pcs/ 40'HQ Container

Electrical Performance & Temperature Dependence

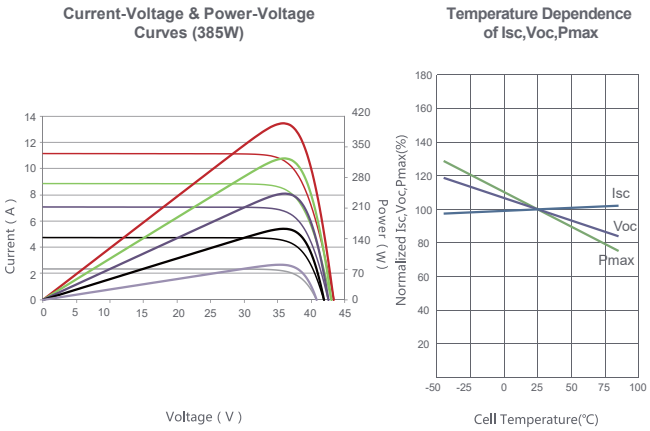

Mechanical Characteristics

Cell Type	N type Mono-crystalline
No.of cells	132 (2×66)
Dimensions	1855×1029×30mm (73.03×40.51×1.18 inch)
Weight	20.8 kg (45.86 lbs)
Front Glass	3.2mm,Anti-Reflection Coating, High Transmission, Low Iron, Tempered Glass
Frame	Anodized Aluminium Alloy
Junction Box	IP67 Rated
Output Cables	TUV 1×4.0mm² (+): 290mm , (-): 145 mm or Customized Length

SPECIFICATIONS

Module Type	JKM380N-6RL3-B		JKM385N-6RL3-B		JKM390N-6RL3-B		JKM395N-6RL3-B		JKM400N-6RL3-B	
	STC	NOCT	STC	NOCT	STC	NOCT	STC	NOCT	STC	NOCT
Maximum Power (Pmax)	380Wp	283Wp	385Wp	287Wp	390Wp	291Wp	395Wp	295Wp	400Wp	298Wp
Maximum Power Voltage (Vmp)	37.04V	34.14V	37.13V	34.25V	37.25V	34.37V	37.37V	34.49V	37.49V	34.60V
Maximum Power Current (Imp)	10.26A	8.30A	10.37A	8.38A	10.47A	8.46A	10.57A	8.54A	10.67A	8.62A
Open-circuit Voltage (Voc)	44.28V	41.79V	44.37V	41.88V	44.49V	41.99V	44.61V	42.10V	44.72V	42.21V
Short-circuit Current (Isc)	10.96A	8.85A	11.07A	8.94A	11.17A	9.02A	11.27A	9.10A	11.37A	9.18A
Module Efficiency STC (%)	19.91%		20.17%		20.43%		20.69%		20.96%	
Operating Temperature(℃)	-40℃~+85℃									
Maximum system voltage	1000/1500VDC (IEC)									
Maximum series fuse rating	20A									
Power tolerance	0~+3%									
Temperature coefficients of Pmax	-0.34%/℃									
Temperature coefficients of Voc	-0.28%/℃									
Temperature coefficients of Isc	0.048%/℃									
Nominal operating cell temperature (NOCT)	45±2℃									

*STC: Irradiance 1000W/m² Cell Temperature 25°C AM=1.5

NOCT: Irradiance 800W/m² Ambient Temperature 20°C AM=1.5 Wind Speed 1m/s

* Power measurement tolerance: ± 3%

The company reserves the final right for explanation on any of the information presented hereby. TR JKM380-400N-6RL3-B-A2-EN (IEC 2016)